

Certificate of Test

Title:

JOTUN UAE LTD LLC

**Determination of Chloride Ion Diffusion
of Jotashield Tex Ultra**

Certificate of Test No: **7587**

Client's Name & Address:

**Mr S Matthew
Jotun UAE Ltd LLC
Al Quoz Industrial Area
PO Box 3671
Dubai
United Arab Emirates**

Our Ref: **1.64.1/KAL**

Job No: **T474-3ET3**

Your Ref: **-**

Date: **22 February 2005**

Date Sample(s) Received: **10th February 1999**

Sample(s) Received From: **Jotun UAE Ltd LLC**

Sample No: **125228 and 125229**

Tested By:  **K Lucas**

Authorised By:  **A T Blake**

Job Title: **Manager, Materials Test Laboratories**

For

Taylor Woodrow Technology

Stanbridge Road, Leighton Buzzard, Bedfordshire,
LU7 4QH

Tel No. 01525 859111 Fax No. 01525 859112

Registered Office Watford Registered No.1090601
England

This Certificate of Test is copyright. Reproduction of the whole or any part thereof must not be made without the express permission of Taylor Woodrow.

This Certificate and the results shown are based upon the information drawings samples and tests referred to herein.

Taylor Woodrow accepts no liability for any damages, charges costs (including, but not limited to, legal costs) or expenses in respect of or in relation to any damage to any property or other loss (save for death or personal injury occasioned by reason of any negligence on the part of Taylor Woodrow) whatsoever arising directly or indirectly from the use of any goods or materials referred to in this Certificate of Test.

1. SAMPLES RECEIVED

One litre of Jotun Siloxane Acrylic Primer (TW Sample No. 125228) and one litre of Jotun Jotashield Tex Ultra (Sample No. 125229), were received by the Materials Testing Laboratories. No certificate of sampling was received.

The coating system was to be tested for chloride ion diffusion

2. SAMPLE PREPARATION

Three concrete slices (approximately 15mm thick) were cut from a TW standard concrete core (100mm diameter) and allowed to air dry. Blow holes in one cut surface were filled with cement paste which was allowed to harden under polythene for two days. These surfaces were ground smooth and left to air cure for a further five days. One slice was retained as a control and two slices were coated.

Jotun Jotashield Tex Ultra was brush applied onto the remaining concrete slices using a weighing procedure to achieve the coverage rate required. Initially a flood coat of Jotun Siloxane Acrylic Primer was vertically applied. After 24 hours, two coats of Jotashield Tex Ultra were applied at a rate of 450g/m² per coat allowing a minimum of 4 hours drying time between each coat. The second coat was applied at 90° to the first coat.

The coated specimens and the control were then conditioned at 23 ± 2°C and 60 ± 5% RH for a minimum period of 4 weeks prior to testing.

3. METHOD

3.1 Measurement of Chloride Ion Diffusion

After masking the top and bottom faces with tape, the coated and the control samples were placed in individual moulds and the edges sealed with an epoxy resin. After allowing the resin to cure, each specimen was mounted in a diffusion cell as shown in Figure 1. (Coated surface on side (a)). Two specimens were initially put on test, to check seals, however, only one was used for the analysis.

The cells were maintained at 23 ± 2°C and the chloride diffusing through the specimens was determined at suitable intervals using the method described in 3.2. This method required withdrawal of a 10 cm³ aliquot and, therefore, the cells were topped-up on each occasion with 10 cm³ of saturated calcium hydroxide solution.

3.2 Measurement By Titration

An aliquot of each sample was accurately pipetted into a clean oven dried glass container. Nitric acid 10% (approximately 50-70cm³) was cautiously added to the sample which was then left to stand with occasional stirring. Automatic potentiometric titration, with continuous stirring was used to analyse the samples. The titrator used was a Metrohm 682 Titroprocessor and the course of the titration was monitored using a Metrohm electrode system.

The above titration was carried out in general accordance with In House Test Procedure TP1303/90/4670, Issue 4. The accuracy of the method was checked using control samples of known chloride content (0.10 ± 0.01% by volume of sample).

4. RESULTS

	TEX ULTRA	UNCOATED CONTROL
Specimen No.	125229/9	-
Thickness (cm)	1.50	1.54
Test Area (cm ²)	77.48	76.71
Chloride Ion Diffusion Coefficient (cm ² s ⁻¹)	-	6.47 x 10 ⁻⁹

Diffusion has occurred in the coated sample at a very low rate after approximately 2090 days on test (see Figure 2). It is not possible to calculate a diffusion coefficient at this stage of the test because equilibrium has not been attained.

The test for the control sample is complete and a diffusion coefficient has been calculated (see Figure 3).

Figure 1

THE DIFFUSION CELL

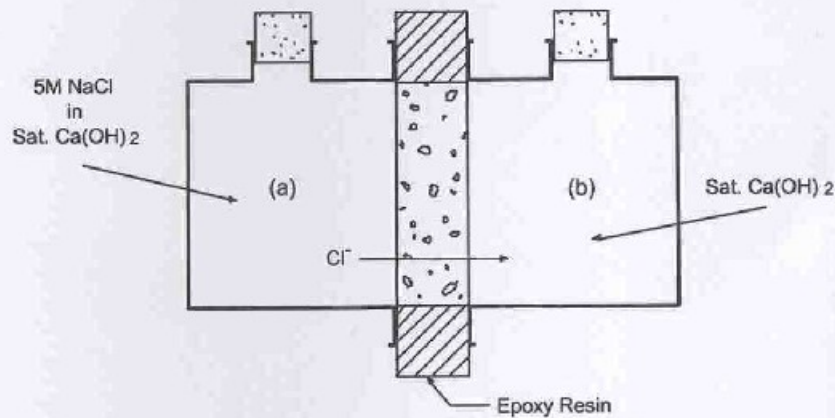


Figure 2

CHLORIDE DIFFUSION
JOTASHIELD TEX ULTRA
TW SAMPLE NO. 125229/9





Figure 3

CHLORIDE DIFFUSION
CONTROL FOR JOTASHIELD SAMPLES



END OF CERTIFICATE